

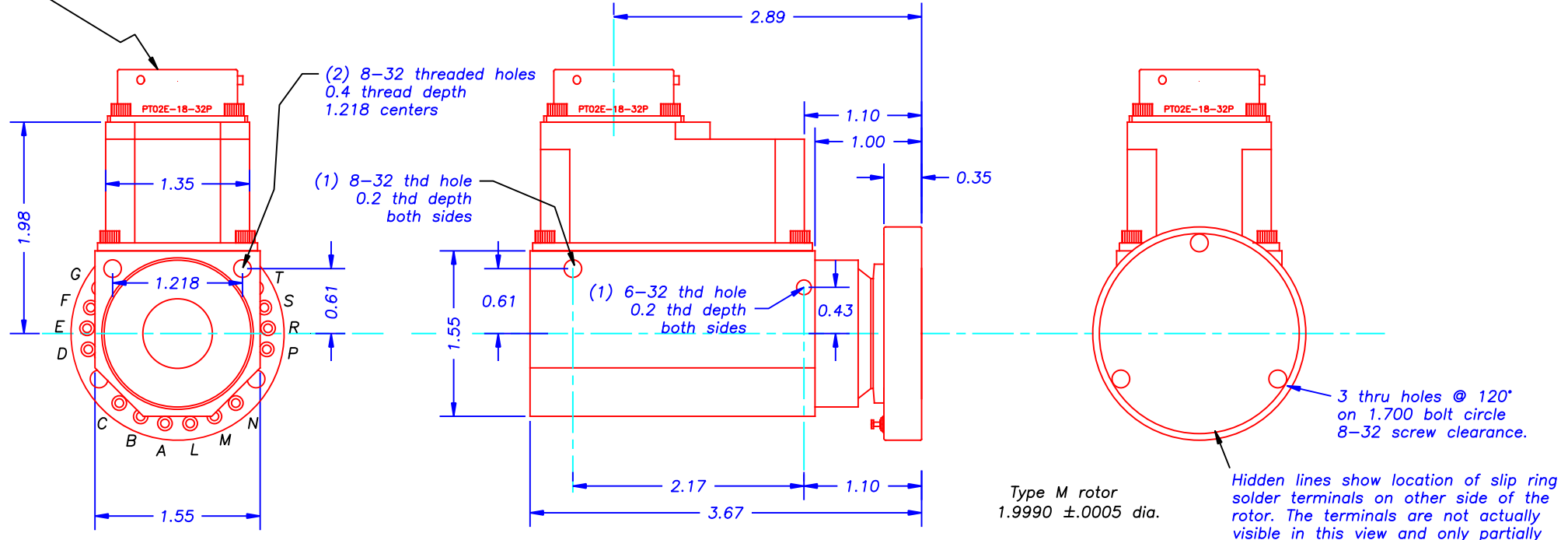
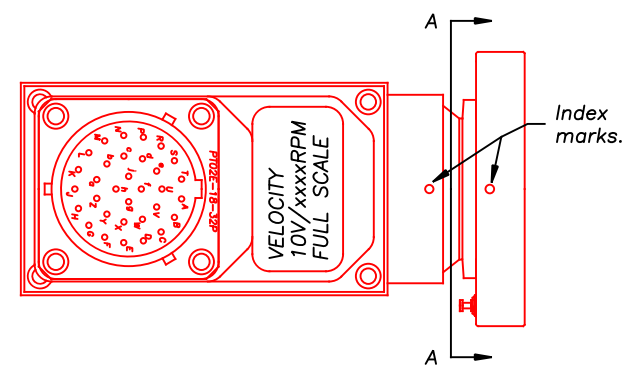
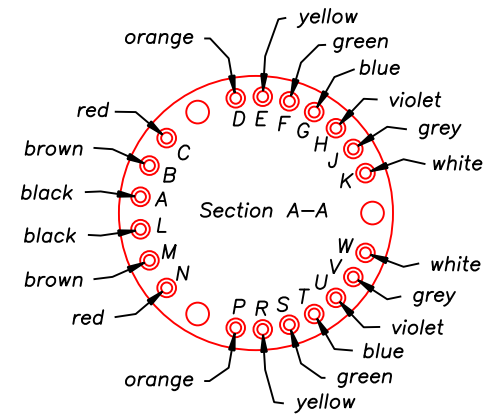
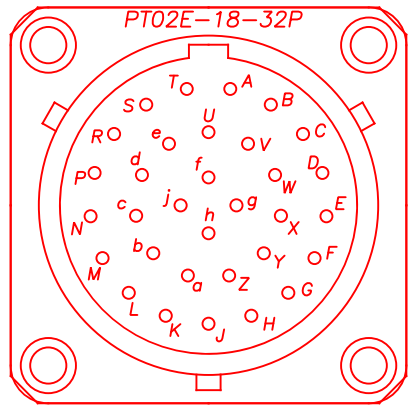
C337045B

For connector dimensions and information about sealing backshells, see pages 4 - 8 of the price list.

DATE	BY	REVISION	LOC.

32 contact stator connector
Bendix PT02E-18-32P

Contact	Function
A - W	20 slip rings
<u>Encoder</u>	
X	Ground
Y	Option pin 1
Z	Option pin 2
a	Velocity+Position Ground
b	Velocity output
c	Position output
d	+6 to +16VDC input
e	Ground
f	Output A
g	Output B
h	Output I
j	Output A ⊕ B



Weight 13 oz (15 oz with mating connector).
The encoder & its' electronics requires a +6 to +16Vdc, 400mA power supply.
Temperature range of the electronics is -40C to +85C.

SR/ERT series
Model SR20M_/T___/X2

20 SLIP RINGS & AN ENCODER WITH BUILT IN ENCODER ELECTRONICS
IN A WEATHERPROOF HOUSING.

MICHIGAN SCIENTIFIC CORPORATION
08500 ANCE ROAD
CHARLEVOIX, MI 49720
PHONE: (231)547-5511 FAX: (231)547-7070

TOLERANCES .xxxx ±.0005 .xxx ±.005 .xx ±.01 ANGLES ±'---' SURFACE FINISH ---RMS	DESIGNED BY: KDL	DATE: 2-2-00	SCALE: 1:1
DRAWN BY: KDL	TITLE: OUTLINE DRAWING		
CHECKED BY:	SHT OF SHTS:	SIZE:	BH
DRAWING NO.: C337045B	MATERIAL: 20 SLIP RINGS & ENCODER & ENCODER ELECTRONICS		